

Device connector, front mounting - CA-06P1NA22S00 - 1619930

Please be informed that the data shown in this PDF Document is generated from our Online Catalog. Please find the complete data in the user's documentation. Our General Terms of Use for Downloads are valid (<http://phoenixcontact.com/download>)



Device connector, front mounting, CA, straight, shielded: yes, for standard and SPEEDCON interlock, M23, No. of pos.: 6, type of contact: Pin, Solder-in connection, Flat gasket, 4x Ø 3.2, flange dimensions: 25 mm x 25 mm, coding:N

Your advantages

- ✓ Safe use in the field, thanks to high degree of protection
- ✓ Consistent EMC protection for reliable transmission of signals
- ✓ Easy device integration: solder-in contacts available in different lengths

Key Commercial Data

Packing unit	1 pc
GTIN	 4 046356 820400
GTIN	4046356820400
Custom tariff number	85366990
Country of origin	Germany

Technical data

Temperature range

Temperature range	-40 °C ... 125 °C
-------------------	-------------------

Dimensions

free solder pin length	10 mm
------------------------	-------

Data of the insulating body

Coding	N
Insulator material	PBT
Contact material	CuZn

Device connector, front mounting - CA-06P1NA22S00 - 1619930

Technical data

Data of the insulating body

Contact surface material	Ni/Au
Contact connection method	Solder-in connection
Type of contacts	Pin
Application	Signal
Number of positions	6
Direction of rotation	Standard
Contact diameter of power contacts	2 mm
Rated current for power contacts	20 A
Rated surge voltage	1.5 kV
Overvoltage category	III
Degree of pollution	3

Housing data

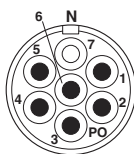
Housing material	GD-Zn
Flange dimensions	25 mm x 25 mm
Type of locking	for standard and SPEEDCON interlock
Degree of protection (when plugged in)	IP67
Thread type	M23

Environmental Product Compliance

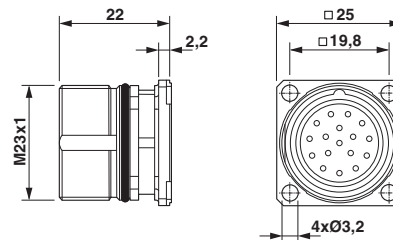
REACH SVHC	Lead 7439-92-1
China RoHS	Environmentally Friendly Use Period = 50 years
	For details about hazardous substances go to tab "Downloads", Category "Manufacturer's declaration"

Drawings

Schematic diagram

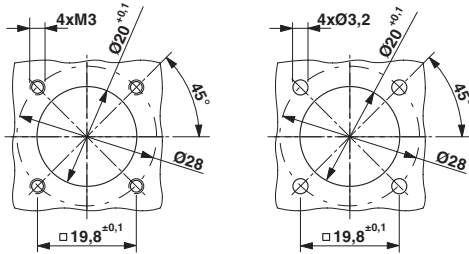


Dimensional drawing

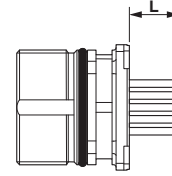


Device connector, front mounting - CA-06P1NA22S00 - 1619930

Dimensional drawing



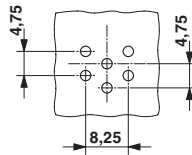
Dimensional drawing



free solder pin length L= 10 mm

Installation dimensions

Drilling diagram



6-pos.

Classifications

eCl@ss

eCl@ss 10.0.1	27440102
eCl@ss 11.0	27440102
eCl@ss 4.0	27140800
eCl@ss 4.1	27140800
eCl@ss 5.0	27143400
eCl@ss 5.1	27143400
eCl@ss 6.0	27279200
eCl@ss 7.0	27440103
eCl@ss 9.0	27440102

ETIM

ETIM 3.0	EC001121
ETIM 4.0	EC002635
ETIM 6.0	EC002061

UNSPSC

UNSPSC 6.01	43172015
-------------	----------

Device connector, front mounting - CA-06P1NA22S00 - 1619930

Classifications

UNSPSC

UNSPSC 7.0901	43201404
UNSPSC 11	43172015
UNSPSC 12.01	43201404
UNSPSC 13.2	39121413
UNSPSC 18.0	39121413
UNSPSC 19.0	39121413
UNSPSC 20.0	39121413
UNSPSC 21.0	39121413

Approvals


Approvals


Approvals

UL Recognized / cUL Recognized / cULus Recognized

Ex Approvals

Approval details

UL Recognized		http://database.ul.com/cgi-bin/XYV/template/LISEXT/1FRAME/index.htm	E335019-20141210
Nominal voltage UN	48 V		
Nominal current IN	20 A		
mm ² /AWG/kcmil	14		

cUL Recognized		http://database.ul.com/cgi-bin/XYV/template/LISEXT/1FRAME/index.htm	E335019-20141210
Nominal voltage UN	48 V		
Nominal current IN	10 A		
mm ² /AWG/kcmil	14		

Device connector, front mounting - CA-06P1NA22S00 - 1619930

Approvals

cULus Recognized



Accessories

Accessories

Mounting material

Color-coding - CA-Z0120 - 1620704



Color-coding, color: green

Color-coding - CA-Z0121 - 1620705



Color-coding, color: orange

Color-coding - CA-Z0122 - 1620706



Color-coding, color: black

Contact removal tool - CA-Z0001 - 1620699



Unlocking tool for contact carriers for snapping in the M23 signal device connectors

Protective cover

Device connector, front mounting - CA-06P1NA22S00 - 1619930

Accessories

Protective cap - SF-Z0019 - 1607449



Plastic protection cap, with eye, IP40 for connectors with M23 external thread, RF, SF series

Protective cap - RC-Z2059 - 1604225



Plastic protection cap for connectors with M23 external thread

Plastic anti-static dust protection cap - RC-Z2469 - 1611797



Plastic protection cap, antistatic, for RF, SF, CA, RC series connectors, with M23 external thread

Metal protective cap - RC-Z2104 - 1604260



Metal protection cap for signal connectors with M23 external thread

Metal protective cap - RC-Z2068 - 1604236



Metal protection cap with steel wire for signal connectors with M23 external thread
